

**ANALYSIS OF POVERTY BEFORE AND AFTER THE  
OCCURRING OF COVID-19 IN MEDAN CITY****Herlambang Syahputra<sup>1</sup>, Sri Endang Rahayu<sup>2\*</sup>**<sup>1,2</sup>Fakultas Ekonomi dan Bisnis, Universitas Muhammadiyah Sumatera Utara**\*Email:** [sriendang@umsu.ac.id](mailto:sriendang@umsu.ac.id)**ABSTRACT**

This research aims to descriptively analyze the level of poverty before and after the COVID-19 pandemic in Medan City, as well as examine the development of the post-pandemic economic recovery program. The research method used is a quantitative descriptive study. In 2017, the number of poor people in Medan City was 204.22 thousand people, decreasing to 183.54 thousand people in 2020. However, the impact of the COVID-19 pandemic and economic restrictions in 2021 increased the number of poor people again to 193.03 thousand people. This shows the significant impact of the COVID-19 pandemic on the economy and poverty of Medan City. In 2022-2023, the poverty rate will fall again to 187.28 thousand people. The implementation of Social Assistance during the pandemic in Medan City is considered quite effective, although there is dissatisfaction regarding the unequal allocation of assistance. This abstract presents a systematic economic analysis of poverty conditions and economic recovery in Medan City after the pandemic.

**Keywords:** COVID-19 Pandemic, Poverty, Social Assistance.**INTRODUCTION**

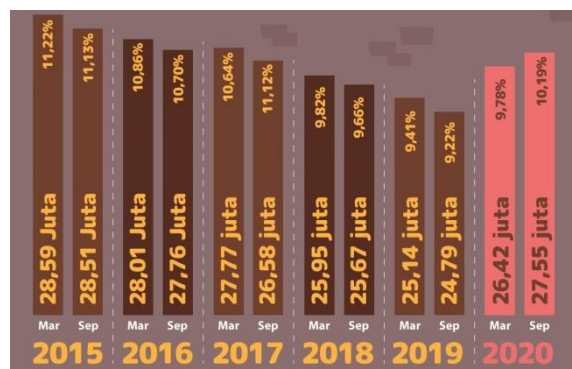
Coronavirus disease (Covid-19) is an infectious disease caused by a newly discovered coronavirus. Covid-19 (Coronavirus Disease 2019) is a disease caused by a new type of coronavirus, Sars-CoV-2, which was first reported on December 31 2019 in Wuhan, China. The presence of the COVID-19 pandemic has brought changes to the world with various challenges that were never imagined before. In Indonesia, COVID-19 has infected more than 1.3 million people since the first case was announced in March 2020, at least 35,000 people have died (Sumarni, 2020). The spread of the Covid-19 outbreak has had a domino effect on all sectors. which starts from health problems to social, economic and political problems (Susantyo et al., 2020). This pandemic is starting to become a global problem and has made every country try to find ways to prevent it in order to control the rate of positive patients, such as forming a third party team to deal with Covid-19 and implementing Large-Scale Social Restrictions (PSBB) (Nasrah & Muafiah, 2020) . However, efforts to prevent the spread of the COVID-19 virus have also hampered economic activities and the impact on the level of social welfare is increasingly being felt by the community (Nurhidayat, 2020). After showing achievements in reducing poverty in recent years, poverty levels have increased again after the COVID-19 pandemic. One in 10 people in Indonesia today lives below the national poverty line. Poverty levels may also increase significantly. The instability of economic conditions due to the Covid-19 pandemic is increasingly felt in the

## Proceeding 2<sup>nd</sup> Medan International Economics and Business

Volume 2, Issue 1, 2024

“Human Resource Transformation and Collaborative Innovation to Build Independent and Competitive Business in the Digital Era”

lives of Indonesian people, especially households. Household consumption, which is the mainstay of the economy, slowed significantly, which ultimately affected economic output. Indonesian households are affected on two fronts at once, namely shrinking income and limited consumption space. The decline in sales was caused by layoffs, a decrease in wages and a decrease in operating profits. As a result of this decline in income, people's consumption expenditure also fell due to weakening purchasing power. Meanwhile, limited consumption space is partly due to restrictions on people's mobility. The Large-Scale Social Restrictions (PSBB) imposed by the government are very detrimental to workers in the informal sector. These workers usually depend on daily income or wages, but have difficulty earning income due to decreased economic activity due to PSBB. Not only that, many of them lost their jobs because business operations were stopped. As a result, the poverty rate has increased because most of those who are underprivileged or poor are in the informal sector and are now in increasingly difficult conditions.



Source : Badan Pusat Statistik, 2021.

**Figure 1. Poverty Rate in Indonesia**

Based on data from the Central Statistics Agency (BPS), the number of poor people in Indonesia has increased amid the Covid-19 pandemic. As of September 2020, the Central Statistics Agency (BPS) recorded that the poverty rate had increased by 2.76 million people to 27.55 million people. The number of poor people in September increased by 1.13 million compared to March 2020. When compared with September 2019, the number of poor people increased by 2.76 million people. Meanwhile, if we compare September 2019 to September 2020, the percentage of poor people increased from 9.22% to 10.19%. Then, the number of poor people in March 2019 was 25.14 million people, decreased by 0.53 million people compared to September 2018 and decreased by 0.80 million people compared to March 2018. In 2012 poverty in Indonesia was 29.25 million. The city of Medan, which is located in North Sumatra Province, is one of the metropolitan cities in Indonesia which is also directly affected by the COVID-19 pandemic. Based on data collected by Kata Data in October 2022, Medan City was ranked at the top with the highest weekly positive confirmation rate for COVID-19, reaching 3.99 cases per 100 thousand population per week. The COVID-19 pandemic has had a significant impact on the socio-economic life of the people in Medan City. Massive restrictions on economic activity have caused a decline in economic growth which has resulted in an increase in unemployment in this city, especially

## Proceeding 2<sup>nd</sup> Medan International Economics and Business

Volume 2, Issue 1, 2024

“Human Resource Transformation and Collaborative Innovation to Build Independent and Competitive Business in the Digital Era”

in the industrial sector. As a consequence, many people lost their jobs, increasing the number of unemployed in Medan City. The economic impact of the COVID-19 pandemic has also resulted in reduced incomes for many individuals due to restrictions on economic activity, which in turn reduces economic growth rates and increases the number of people living in poverty. As a result, the level of community welfare has also decreased.



Source : BPS, Medan City, 2022

**Figure 2. Economic Growth Rate of Medan City 2017 - 2021**

From the data in Figure 2 above, it can be concluded that the economy of Medan City experienced an increase of 2.62 percent in 2021, in contrast to the previous year which experienced a contraction of -1.98 percent in 2020. This contraction in economic growth occurred due to significant restrictions imposed by the government to prevent the spread of the COVID-19 pandemic. This restriction has an impact on limited economic activity in Medan City. The decline in economic growth has also resulted in an increase in poverty rates in this city. The following is data related to the poverty level in Medan City.

**Table 1. Number of Poor Population in Medan City 2017 – 2021**

Regency/City	Number of Poor Population of Medan City (000) (People)					
	2022	2021	2020	2019	2018	2017
Sumatera Utara	1 268,19	1 343.86	1 283.29	1 282.04	1 324.98	1 453.87
Medan	187,74	193.03	183.54	183.79	186.45	204.22

Source: Badan Pusat Statistik Sumatera Utara, 2022.

The data shown shows fluctuations in the number of poor people in Medan City and North Sumatra from 2017 to 2022. Focusing on Medan City shows that the number of poor people in 2022 has decreased from the previous year, decreasing from 193.03 thousand people in 2021 to 187.74 thousand people in 2022. Related to the COVID-19 pandemic, in 2020, when the pandemic first emerged, there was an increase in the number of poor people in Medan City, along with the implementation of economic restrictions which caused many people to lose their jobs or income. However, in 2022, even though the pandemic is still ongoing, there will be a decrease in the number of poor people, which may be due to a partial

## Proceeding 2<sup>nd</sup> Medan International Economics and Business

Volume 2, Issue 1, 2024

“Human Resource Transformation and Collaborative Innovation to Build Independent and Competitive Business in the Digital Era”

recovery in economic activity and the launch of social assistance and economic stimulus programs. Comparison with poverty rates in North Sumatra shows that Medan City has a relatively lower poverty rate, indicating potential for faster economic recovery or benefiting from special policies implemented by the local government. Thus, the data confirms that the COVID-19 pandemic has had a significant impact on poverty in Medan City, but also indicates the potential for economic recovery through appropriate mitigation efforts. Poverty can be explained as a situation where individuals or groups do not have sufficient property and have a low income that is inadequate to meet basic human needs, such as food, clothing and shelter. According to the World Bank, poverty is "a state in which a person does not have access to or is unable to obtain the basic aspects of life such as food, clean water, health care, education, and adequate housing" (World Bank, "Poverty Overview"). This highlights that poverty is not just about material deprivation, but also about the inability to meet the essential needs for a decent life. In this context, poverty can create social inequalities, limit equitable life opportunities, and cause lasting impacts on the well-being of individuals and society as a whole. Several definitions describe this situation. One of them is the definition of poverty used by BPS, which describes poverty as a person's inability to fulfill the minimum basic needs for a decent life (Bhinadi, 2017). With the loss of their livelihoods, many people have experienced a decline and even lost their income to meet their daily needs. If we look at Law no. 11 of 2009 concerning Social Welfare, it is stated that "Social Welfare is a condition of fulfilling the material, spiritual and social needs of citizens so that they can live a decent life and are able to develop themselves so that they can carry out their social functions." In this article, the material aspect is the main condition for someone to be called prosperous, with sufficient material or economic aspects being sufficient, other aspects of life can also run well. In facing the increasing poverty rate caused by the Corona Virus Disease 2019 (Covid-19) pandemic, the Indonesian Government has launched various assistance programs to help vulnerable communities affected, especially in the city of Medan. These programs are designed with the main aim of providing assistance to those in need, both in cash and non-cash, with the hope of overcoming various social welfare problems faced as a result of the pandemic. The aim of this social assistance program is to improve people's standard of living, strengthen social safety networks, and encourage economic recovery amidst difficult conditions resulting from the Covid-19 pandemic. Through these programs, it is hoped that we can provide significant assistance to people economically affected by the pandemic, so that they can help them get through this difficult time better. (Akib & Risfaisal, 2015). Social assistance plays a very vital role in efforts to reduce poverty levels and improve the socio-economic conditions of underprivileged communities (Pratama & Utama, 2019). In this context, the government has the main responsibility to provide social protection to citizens, especially those who are below the poverty line. In the midst of the current Covid-19 pandemic, various types of social assistance programs have been initiated as part of the government's efforts to respond and deal with the social and economic impacts caused. These programs include basic food social assistance, pre-employment cards, the Family Hope program, cash social assistance, and electricity subsidies. By intervening in the form of these programs, the government is making direct efforts to reduce the economic burden and improve the welfare of people who are vulnerable to the impact of the pandemic. Apart from that, this effort also aims to prevent a

## Proceeding 2<sup>nd</sup> Medan International Economics and Business

Volume 2, Issue 1, 2024

“Human Resource Transformation and Collaborative Innovation to Build Independent and Competitive Business in the Digital Era”

significant increase in poverty rates and strengthen the socio-economic resilience of the community in facing the challenges faced by the Covid-19 pandemic.

**Table 2. Number of Beneficiary Families (KPM) and Social Assistance Budget in Medan City in 2020**

Regency/City	Number of Beneficiary Families (KPM)		Budget Amount (rupiah)	
	Plan	Realization	Plan	Realization
<b>City</b>				
Medan	88 539	79 742	17 707 800 000	15 948 400 000
<b>Sumatera Utara</b>	<b>762 002</b>	<b>769 342</b>	<b>152 400 400 000</b>	<b>153 868 400 000</b>

Source: Badan Pusat Statistik, 2022.

From the data in table 2, it shows that the realization of the Social Assistance budget in Medan City reached IDR. 15,948,400,000 with a total of 79,742 beneficiary families. This assistance program aims to help communities affected by Covid-19 so that all affected communities will be helped. However, if we look at the allocation plan, the actual number of beneficiary families and the budget realization are still below the predetermined plan. This means that there are still some affected communities who have not received the benefits of social assistance from the government. Teja (2020) stated that the inaccuracy of something that is intended as a recipient of social assistance can be a problem that often arises when social assistance is distributed by the government. Not only that, it was also found that there was an overlap in the Covid-19 social assistance program issued by the government, which could result in irregularities in the implementation of the social assistance program. It can still be felt that the process of distributing social assistance is not yet optimal in reaching the hands of the community, due to the methods of supporting provisions that are still unclear and also the unpreparedness on the part of the government. This problem causes the distribution of social assistance to be less effective and even ineffective in reaching the hands of the community.

### METHOD

This research uses a quantitative descriptive study research method. The quantitative descriptive research method is a method that aims to create a picture or description of a situation objectively using numbers, starting from data collection, interpretation of the data as well as the appearance and results (Arikunto, 2013). This research was carried out in the Medan City area, North Sumatra Province. The types of data used in this research are primary and secondary data. The primary data used is data that is directly generated by respondents using a questionnaire. In this study, the population was households receiving social assistance in Medan City and the sample was 40 people using a snowball sampling technique because it took into account certain considerations that might be faced during the research. These considerations include, for example, the data obtained does not meet capacity. Secondary data is data that has been collected by data collection institutions and

## Proceeding 2<sup>nd</sup> Medan International Economics and Business

Volume 2, Issue 1, 2024

“Human Resource Transformation and Collaborative Innovation to Build Independent and Competitive Business in the Digital Era”

published to the data user community (Kuncoro, 2013). Secondary data was obtained from the Medan City Central Statistics Agency office and data from the Ministry of Finance. The analytical method in this research is descriptive quantitative. The quantitative analysis method is an approach to processing data through statistical or mathematical methods collected from secondary data where the data is analyzed descriptively and then presented with the help of diagrams or curves.

### RESULTS AND DISCUSSION

#### Poverty Levels Before and After the Occurrence of Covid-19 in Medan City

Poverty has become a global issue that can hinder the prosperity and progress of human civilization, even the Central Bureau of Economic Development Statistics (BPS) recorded that until September 2020 the percentage of poor people in Indonesia reached 10.19 percent, an increase of 0.41 percent compared to March 2020 and increased 0.97 percent compared to September 2019. According to poverty experts, economic factors are often cited as the main cause of poverty. However, in reality, political factors are the most dominant factors that play a role in the emergence of new poor people as a result of various policies made. Apart from that, low education and limited infrastructure are the causes of increasing poverty in Indonesia. Despite an abundance of natural resources, individuals living in marginalized areas with minimal infrastructure are likely to remain trapped in a cycle of poverty. This shows that although the potential of natural resources can be used as capital, limited infrastructure conditions can be a major obstacle to individual efforts to get out of poverty (Dewi, 2023). BPS data provides an overview of the level of poverty in Medan City using the concept of capacity to meet basic needs. Poverty is measured based on an economy's ability to meet basic needs, such as food, not just based on expenditure. In this perspective, the population below the poverty line is those whose monthly living costs are below the predetermined poverty threshold. This shows that the definition of poverty is not only based on expenditure, but also on the ability to meet basic needs.

Table 3. Number of Poor Population in Medan City 2017 – 2023

Regency/City	Number of Poor Population of Medan City (000) (People)						
	Post Covid				After Cobid		
	2023	2022	2021	2020	2019	2018	2017
Sumatera Utara	1 239,71	1 268,19	1	1	1	1	1 453.87
Medan	187,28	187,74	193.03	183.54	183.79	186.45	204.22

Source: Badan Pusat Statistik Sumatera Utara, 2023.

From the data in table 3 above, it can be seen that the number of poor people in the city of Medan in 2020 and 2021 has increased. If you look at 2017, the number of poor people in Medan City has decreased. In 2017, the poor population of Medan City was 204.22 thousand, which decreased until 2020 to 183.54 thousand. As a result of the impact of the pandemic and economic restrictions in the city of Medan, in 2021 the number of poor people increased again to 193.03 thousand. This shows that the Covid-19 pandemic has had a

## Proceeding 2<sup>nd</sup> Medan International Economics and Business

Volume 2, Issue 1, 2024

“Human Resource Transformation and Collaborative Innovation to Build Independent and Competitive Business in the Digital Era”

significant impact on the economy and poverty of the city of Medan. However, in 2022-2023 the poverty rate will again decrease to 187.28 million people. Based on these problems, it is clear that the increase in poverty continues to increase during the Covid-19 pandemic. Apart from traders, workers also had their jobs laid off due to reduced income from factories and shops due to no buying and selling of products. Construction workers are also forced to wait for the stability of the building contractor's money which will definitely be used to provide for the family while they are laid off, which is what happens in other professions. The restrictions imposed have caused residents to lose their jobs (Noni Rozaini et al., 2022). During the COVID-19 pandemic, the poverty level in Medan City increased along with decreasing people's income and increasing unemployment rates. Significant restrictions on economic activity have resulted in slowing economic growth and increasing the number of unemployed in this city. To overcome this challenge, the central government has issued various social assistance programs as a measure to combat poverty. However, to ensure that this assistance reaches those who need it, the Medan City Government needs to collaborate closely with the central government. In this context, strong and effective leadership in Medan City is very important. Leaders who care about and are committed to the welfare of their community are key in ensuring that various social assistance programs can be run efficiently and successfully achieve their intended targets, so that they can have a significant impact in reducing the level of poverty in the city of Medan. Developing small and medium businesses is one way to fight poverty (Hanifah Ramadhani et al., 2022).

### **Development of the economic recovery program in the city of Medan after the Covid-19 pandemic**

The crisis due to Covid-19 is currently happening simultaneously, so that the consequences are being felt by vulnerable groups who are getting worse, including business groups that need crowds, groups of casual daily workers, workers affected by layoffs, farmers, the poor, and so on (Kurniawansyah et al., 2020). In order to reduce the negative impact of the COVID-19 pandemic on the economy, the government through the Ministry of Social Affairs has implemented various social assistance programs such as: increasing the number of aid recipients in the Family Hope Program, non-cash assistance programs or the Social Assistance Basic Food Program which is expected to help people affected by Covid especially poor people affected by the pandemic who are unable to afford adequate household necessities and improve household economic levels so that Economic Development can survive during the pandemic.

Programs which are government schemes to help people whose economies are affected by Covid-19. There were seven (7) government programs during the Pandemic, including (Hasibuan et al., 2022):

1. Basic food assistance. Social assistance in the form of basic food packages has been disbursed since the start of the Covid-19 pandemic in Indonesia in March 2020.
2. Cash social assistance along with basic food assistance, this program has also been provided since the beginning of the Covid-19 case in Indonesia. This program provides cash funds amounting to IDR 600,000 to the community within a period of 3 months, namely April, May and June.

## Proceeding 2<sup>nd</sup> Medan International Economics and Business

Volume 2, Issue 1, 2024

“Human Resource Transformation and Collaborative Innovation to Build Independent and Competitive Business in the Digital Era”

3. Village Fund BLT The government has also diverted part of the Village Fund Budget to BLT to deal with the economic impact of the Covid-19 pandemic.
4. Free and subsidized electricity. The government also provides electricity tariff incentives for consumers affected by the Covid-19 pandemic
5. Pre-Employment Card. The government released the Pre-Employment Card to help employees affected by layoffs and unemployment.
6. Employee salary subsidies, the government has decided to disburse salary subsidy assistance for private employees. Employees who receive this subsidy are those registered with BPJS Employment with incomes below IDR 5 million.
7. BLT for micro and small businesses. Lastly, the government provides assistance to micro and small business actors in the form of grants or direct cash assistance (BLT). With the system, namely providing business capital assistance of IDR 2.4 million which is transferred via account.

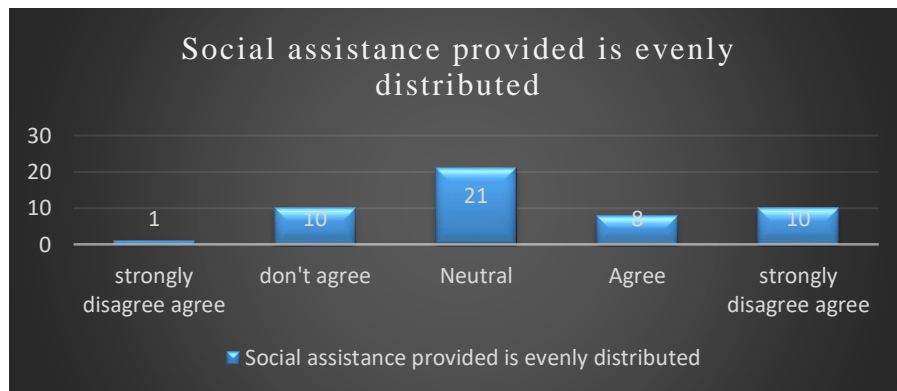
**Table 4. Meda City Social Assistance Expenditures 2018-2022 (Billions)**

Year	Budget	Realization	%
2018	5,00	0,13	2.64
2019	10,00	6,29	62.92
2020	15,10	1,71	11.33
2021	68,80	51,66	75,09
2022	74,26	56,90	76,62

Source : djpb Kemenkeu, 2024.

Data in Table 4 shows spending on social assistance in Medan City from 2018 to 2022 in billions of Rupiah, including budget, realization, and percentage of realization to budget. From the analysis of this data, it can be seen that spending on social assistance experienced significant fluctuations during the five year period. In 2018, the allocated budget was only 5 billion Rupiah, but the realization only reached 0.13 billion Rupiah, or around 2.64% of the allocated budget. In 2019, there was a significant increase in budget and realization, with the budget reaching 10 billion Rupiah and realization of 6.29 billion Rupiah, which is 62.92% of the allocated budget. However, in 2020, there was a sharp decline in the realization of social assistance, even though the budget increased to 15.1 billion Rupiah, only 1.71 billion Rupiah was realized, or around 11.33% of the allocated budget. In the following years, there was a significant increase in the realization of social assistance, especially in 2021 and 2022, where the realization reached 51.66 billion Rupiah and 56.9 billion Rupiah, or 75.09% and 76% respectively. 62% of the allocated budget. From this analysis, it appears that the Medan City government has increased spending on social assistance from year to year, despite fluctuations in the level of realization, which reflects its commitment to overcoming the problem of poverty and improving community welfare. The following is the data from the distribution of questionnaires aimed at social assistance recipients who are sample members. This was done to find out the extent of respondents' assessment of the implementation of the Social Assistance program in Medan City. In more detail, the researcher explained it in the form of a diagram accompanied by an explanation and conclusion from the results of the

respondent's answers based on the questions that the researcher had previously created. Where, the questions are stated in the form of a questionnaire. The description of the questionnaire is explained by the researcher in the form of a systematic explanation of the question items.



**Figure 3. Social Assistance is evenly distributed**

Based on the results of a survey involving 50 respondents, there are variations in perceptions regarding the effectiveness of the distribution of social assistance provided. Of this number, only one respondent stated that he strongly disagreed with the statement that the social assistance provided was equitable. A total of 10 respondents said they disagreed, while 21 respondents chose a neutral answer. A total of 8 respondents said they agreed, and 10 other respondents said they strongly agreed. From these results, it appears that the majority of respondents felt the benefits of the social assistance program implemented by the government in response to the impact of the Covid-19 pandemic. However, a small number of people still feel dissatisfied with the distribution of assistance provided. Respondents who disagreed had concerns about unfair or non-transparent selection criteria or aid distribution. They feel that there is ambiguity or injustice in the process of selecting social assistance recipients, which causes inequality in the distribution of assistance. In addition, several respondents had the perception that equal distribution of social assistance did not reach all groups in need, such as community groups who had limited access. This can result in inequality in the benefits obtained by various groups in need. Community dissatisfaction is in line with (Af & Nulhaqim, 2021) which states that injustice in the distribution of social assistance can result in dissatisfaction and distrust of the program. Besides that, (Shakina et al., 2023) highlighted the importance of transparency and accountability in the process of distributing social assistance to ensure program effectiveness. According to this research, ambiguity or unfairness in the process of selecting social assistance recipients can reduce public trust in the government and the social assistance programs it provides. Therefore, the results of this survey show the importance of continuing to improve and optimize social assistance programs so that they can reach all levels of society in need more evenly and fairly, as well as ensuring that the selection and distribution process of assistance is carried out in a transparent and accountable manner.

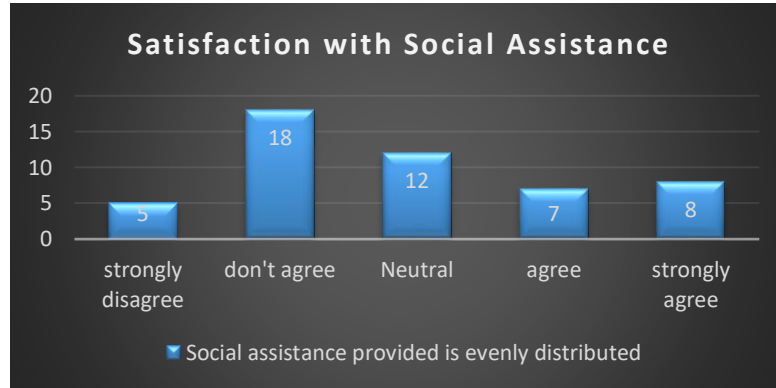


Figure 4. Satisfaction with what was received

Based on the results of a survey with 50 respondents, there are variations in views regarding the effectiveness of the social assistance programs provided. Of these respondents, 5 people answered strongly disagree, while 18 people answered disagree. A total of 12 people answered neutral, 7 people agreed, and 8 people strongly agreed. The large number of respondents who answered disagree and strongly disagree reflects the level of public dissatisfaction with the nominal assistance received. The main reason for respondents who answered disagree or strongly disagree was the inability of the aid funds received to meet the family's basic daily needs. They feel that the amount of assistance provided is inadequate to meet needs such as food, clothing and other household needs. Especially for those who have a large number of family members, the amount of assistance received is considered far from sufficient. Deaton (2016) in his research highlights that low levels of spending, especially for basic needs such as food, clothing and other household needs, can be a significant indicator of poverty and economic hardship. Therefore, if the aid funds received are insufficient to meet these needs, this can cause dissatisfaction and the family's inability to escape the cycle of poverty. This has led to significant dissatisfaction with social assistance programs, because people feel that the assistance they receive is not commensurate with the economic difficulties they face, especially in the midst of the Covid-19 pandemic which has worsened the financial conditions of many families.

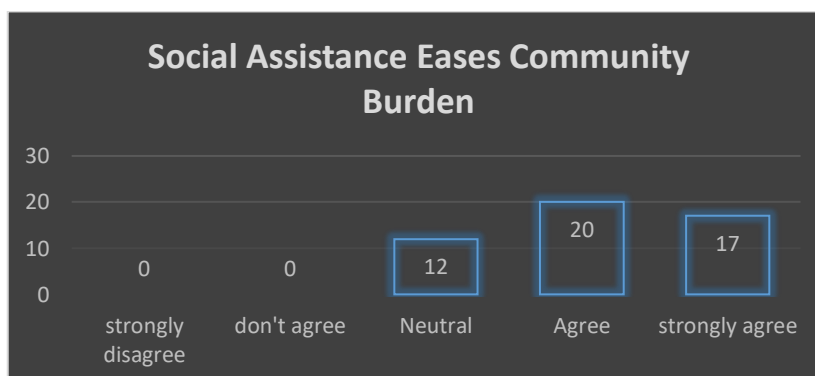


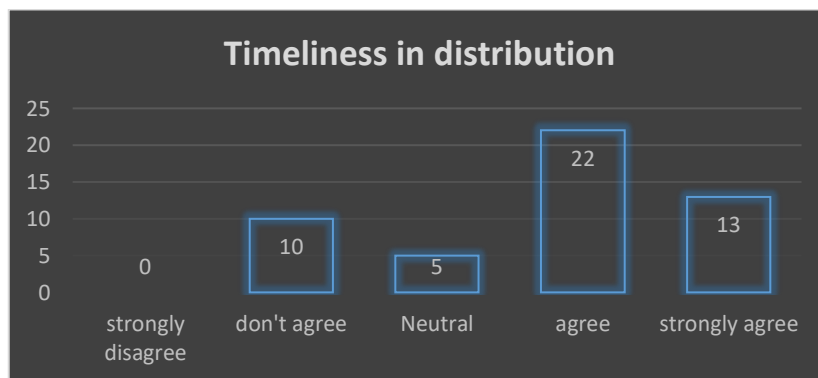
Figure 5. Social Assistance Eases Community Burden

## Proceeding 2<sup>nd</sup> Medan International Economics and Business

Volume 2, Issue 1, 2024

“Human Resource Transformation and Collaborative Innovation to Build Independent and Competitive Business in the Digital Era”

Based on the results of a survey involving 50 respondents, it was found that 13 respondents answered neutral, 20 respondents answered agree, and 17 respondents answered strongly agree with the effectiveness of the Social Assistance program. From this data, it appears that the majority of Social Assistance recipients stated that the program provided significant benefits in easing the burden on poor families. They feel that the Social Assistance program has a huge influence in meeting the family's basic daily needs. This analysis shows that the Social Assistance program is considered an effective means of providing support to those in need, thereby helping to improve the welfare and financial stability of poor families. Banerjee et al., (2015) in their research stated that well-designed social assistance programs can provide significant benefits for recipients, especially in meeting basic daily needs such as food, health care and education. The results show that social assistance programs are effective in easing the burden of life for poor families and increasing their financial stability. This study also illustrates that social assistance programs are considered an effective tool in providing support to those in need, thereby helping to improve the welfare and financial stability of poor families.



**Figure 6. Timeliness in distribution**

Based on survey results with 50 respondents. 10 respondents answered disagree, 5 respondents answered neutral and 22 answered agree, and 13 answered strongly agree. The process of distributing funds is sometimes received at the beginning of the month, so they feel satisfied with this. The majority of social assistance recipients expressed satisfaction with the process of distributing funds in a timely manner. They believe that the process is running in accordance with applicable regulations and has not encountered any significant obstacles. However, some respondents who did not agree with this statement experienced problems related to delays in receiving social assistance funds. They consider that the distribution process does not meet the desired expectations or standards, giving rise to discomfort and dissatisfaction in managing family finances. Delays in the distribution of funds can be triggered by various factors, such as administrative, technical or logistical problems. For example, there are errors in data input, technical problems in the funds management system, or logistical difficulties in distributing funds to aid recipient locations. Inability to address these factors effectively can cause undesirable delays in the distribution of social assistance. Previous research highlights the importance of timely distribution of

## Proceeding 2<sup>nd</sup> Medan International Economics and Business

Volume 2, Issue 1, 2024

“Human Resource Transformation and Collaborative Innovation to Build Independent and Competitive Business in the Digital Era”

social assistance funds in achieving program goals and increasing aid recipient satisfaction. According to (Kaunang et al., 2023) distribution of funds carried out efficiently and on time has a significant positive impact in increasing public trust in social assistance programs. A smooth and orderly distribution process not only gives confidence to aid recipients, but also strengthens the legitimacy of the program in the eyes of society as a whole. In addition, the research also shows that timely distribution of funds can play a role in minimizing the negative impacts associated with financial uncertainty. With efficient distribution, social assistance recipients can feel more financially secure and better prepared to face economic challenges that may arise in the future. Therefore, attention to the smooth and timely distribution of funds is crucial in maintaining the effectiveness and credibility of social assistance programs.

### CONCLUSION

In 2017, the poor population of Medan City was 204.22 thousand, which decreased until 2020 to 183.54 thousand. As a result of the impact of the pandemic and economic restrictions in the city of Medan, in 2021 the number of poor people increased again to 193.03 thousand. This shows that the Covid-19 pandemic has had a significant impact on the economy and poverty of the city of Medan. However, in 2022-2023 the poverty rate will again decrease to 187.28 million people. The implementation of social assistance in Medan City during the Covid-19 pandemic has gone quite well and however, there are still many people who are not satisfied with the distribution of social assistance.

### REFERENCE

- Af, K. F., & Nulhaqim, S. A. (2021). Analisis Konflik Distribusi Bantuan Sosial Covid-19 Dan Strategi Penyelesaian Konflik Di Kota Bandung. *Jurnal Kolaborasi Resolusi Konflik*, 3(1), 65–74.
- Akib, I., & Risfaisal, R. (2015). Bantuan langsung tunai. *Equilibrium: Jurnal Pendidikan*, 3(2).
- Arikunto, S. (2013). *Prosedur penelitian suatu pendekatan praktik*.
- Arsyad, L. (2015). *Ekonomi Pembangunan: Edisi kelima. Yogyakarta: UPP STIM YKPN*.
- Banerjee, A., Duflo, E., Goldberg, N., Karlan, D., Osei, R., Parienté, W., Shapiro, J., Thuysbaert, B., & Udry, C. (2015). A multifaceted program causes lasting progress for the very poor: Evidence from six countries. *Science*, 348(6236), 1260799.
- Bhinadi, A. (2017). *Penanggulangan kemiskinan dan pemberdayaan masyarakat*. Deepublish.
- Deaton, A. (2016). Measuring and understanding behavior, welfare, and poverty. *American Economic Review*, 106(6), 1221–1243.
- Dewi, I. R. (2023). Mengupas Kemiskinan di Provinsi Banten: Bagaimanakah Peran Faktor Kependudukan dan Ekonomi? *Ecoplan*, 6(2), 100–117.
- Hanifah Ramadhani, Nur Afria Nanda Safitri, Wanhar Nasution, & Juliana Nasution. (2022). Tingkat Kemiskinan Di Wilayah Kota Medan Serta Solusi Pemerintah Dalam Menanganinya. *Transformasi: Journal of Economics and Business Management*, 1(4), 34–45. <https://doi.org/10.56444/transformasi.v1i4.230>
- Hasibuan, B. P., Siloam, A., & ... (2022). Peran Dinas Sosial Kota Medan Dalam

---

## Proceeding 2<sup>nd</sup> Medan International Economics and Business

---

Volume 2, Issue 1, 2024

“Human Resource Transformation and Collaborative Innovation to Build Independent and Competitive Business in the Digital Era”

- Menyalurkan Bantuan Sosial Covid-19 Kepada Masyarakat Di Kota Medan Tahun 2020. *Jurnal ...*, 7, 90–103.
- Hutahaean, H. (2020). Analisis faktor faktor yang mempengaruhi pendapatan usaha kecil menengah (ukm) masa pandemi covid 19 di kabupaten deliserdang. *Journal Economics and Strategy*, 1(1), 1–10.
- Kaunang, D. R. A., Taroreh, S. R. A., & Mongkau, F. E. (2023). Efektivitas Bantuan Sosial Program Keluarga Harapan (Pkh) Bagi Peningkatan Kesejahteraan Masyarakat Kelurahan Pangolombaian. *Journal Social Welfare*, 11(1), 29–35.
- Kuncoro, M. (2006). Ekonomi Pembangunan (Teori, Masalah, Dan kebijakan), edisi Ke empat. *UPP STIM YKPN: Yogyakarta*.
- Kuncoro, M. (2013). Metode riset untuk bisnis dan ekonomi edisi 4. *Jakarta: Erlangga*.
- Kurniawansyah, H., Amrullah, A., Salahuddin, M., Muslim, M., & Nurhidayati, S. (2020). Konsep kebijakan strategis dalam menangani eksternalitas ekonomi dari COVID-19 pada masyarakat rentan di indonesia. *Indonesian Journal of Social Sciences and Humanities*, 1(2), 130–139.
- Laksono, W. A. (2021). *Analisis Faktor-Faktor Yang Mempengaruhi Tingkat Kemiskinan Di Kabupaten Bogor Tahun 2010-2020*. Universitas Siliwangi.
- Mangkoesebroto, G. (1999). Ekonomi Publik Edisi 3. *BPFE, Yogyakarta*.
- Meliala, A. (2012). Masalah Kemiskinan dan Kejahatan serta Respon Kebijakan Publik dalam Rangka Mengatasinya. *Jurnal Dialog Kebijakan Publik*, 8.
- Musgrave, R. A., & Musgrave, P. B. (1991). Keuangan negara dalam teori dan praktek. *Jakarta: Erlangga*.
- Nasrah, N., & Muafiah, A. M. A. (2020). Analisis motivasi belajar dan hasil belajar daring mahasiswa pada masa pandemik Covid-19. *JRPD (Jurnal Riset Pendidikan Dasar)*, 3(2), 207–213.
- Noni Rozaini, Lubis, A., Lubis, A. S. W., Marpaung, C., Mutia, F., & Oktika, M. (2022). Pengaruh Pandemi Covid-19 terhadap Kemiskinan di Kecamatan Medan Perjuangan. *Jurnal Pendidikan Dan Konseling*, 4, 1349–1358.
- Nurhidayat. (2020). Pendekatan Ekonomi Syariah Dalam Menyelesaikan Masalah Ekonomi Akibat Pandemi Covid-19. *Islamic Banking: Jurnal Pemikiran Dan Pengembangan Perbankan Syariah*, 6(1), 17–34.
- Pratama, N., & Utama, M. S. (2019). Pengaruh Pengeluaran Pemerintah dan Investasi terhadap Pertumbuhan Ekonomi dan Tingkat Kemiskinan di Kabupaten/Kota Provinsi Bali. *E-Jurnal Ekonomi Dan Bisnis Universitas Udayana*, 8(7), 651–680.
- Safri, H. (2018). Pengantar ilmu ekonomi. *Palopo: Lembaga Penerbit Kampus IAIN Palopo*.
- Sani, S. R., Fitri, C. D., Amri, K., Muliadi, M., & Ikhsan, I. (2022). Dampak Pandemi Covid-19 terhadap Pengangguran, Kemiskinan dan Ketimpangan Pendapatan: Bukti Data Panel di Indonesia. *Ekonomis: Journal of Economics and Business*, 6(1), 107–115.
- Setyadi, S., & Indriyani, L. (2021). Dampak pandemi Covid-19 terhadap peningkatan resiko kemiskinan di Indonesia. *PARETO: Jurnal Ekonomi Dan Kebijakan Publik*, 4(1), 53–66.
- Shakina, D. A. R., Caesaria, S. M., Nasution, P. N. H., & Mutiah, N. F. (2023). Respon Masyarakat Terhadap Bantuan Pemerintah Selama Covid-19 di Kabupaten Berau. *ULIL ALBAB: Jurnal Ilmiah Multidisiplin*, 2(7), 3205–3214.

---

## Proceeding 2<sup>nd</sup> Medan International Economics and Business

---

Volume 2, Issue 1, 2024

“Human Resource Transformation and Collaborative Innovation to Build Independent and Competitive Business in the Digital Era”

Subandi, M. M. (2014). *Ekonomi Pembangunan*. Bandung: Alfabeta.

Sumarni, Y. (2020). Pandemi Covid-19: Tantangan ekonomi dan bisnis. *Al-Intaj: Jurnal Ekonomi Dan Perbankan Syariah*, 6(2), 46–58.

Susantyo, B., Nainggolan, T., Rahman, A., Erwinsyah, R. G., Irmayani, N. R., Habibullah, H., As' adhanayadi, B., Sugiyanto, S., & Arifin, J. (2020). *Bantuan Sosial Tunai Kementerian Sosial Bagi Keluarga Terdampak Covid-19*. Pusat Penelitian dan Pengembangan Kesejahteraan Sosial.

Teja, M. (2020). Permasalahan keakuratan data penerima bantuan sosial Covid-19. *Info Singkat Kajian Singkat Terhadap Isu Aktual Dan Strategis*, 12, 13–18.